

# OLYMPIC

Log Cabin Resort

## GUEST INFORMATION

Check-In: 4 pm • Check-Out: 11 am

Quiet Hours: 10 pm - 8 am

### FRONT DESK

(360)-928-7657

exploreolympic.com

@exploreolympicnationalpark

416 Lake Crescent Rd, Port Angeles, WA 98363


Log Cabin Creek

To Spruce Railroad Trail

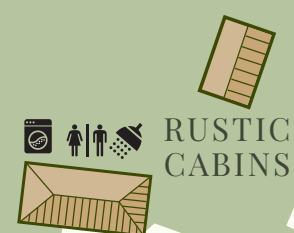
EAST BEACH ROAD

To Spruce Railroad Trail

GROUP TENT  
SITE 17

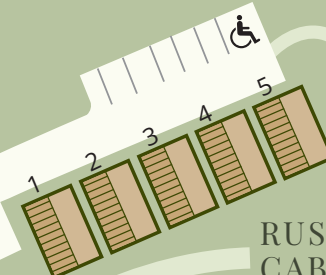
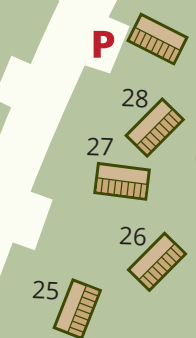


LOG CABIN  
CAMPGROUND



RUSTIC CABINS

CAMPER CABINS



RUSTIC CABINS

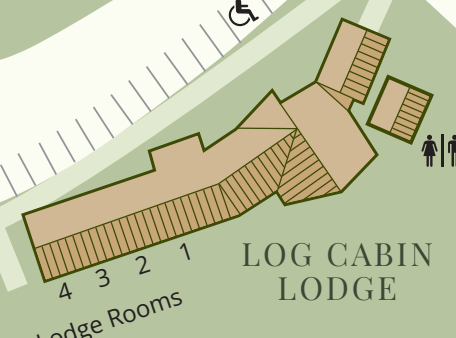
Bike, Canoe,  
Kayak, and  
Paddleboard  
Rentals

Campground  
Registration

RV Dumping  
Station

Boat Launch

Floating Dock



LOG CABIN  
LODGE

Lodge Rooms

Picnic Area

Day Use Parking

- P** Employee Parking
- Restrooms
- Accessible Parking
- Recycle Bins
- Trash
- Laundry
- Showers
- Water Refill Station

LAKE CRESCENT